

17TH ANNUAL • 2026

GoldLab

SYMPOSIUM

May 14 - 15, 2026

**WE WILL DREAM WITH
OUR EYES OPEN**



ABOUT THE COVER ART

'We Will Dream With Our Eyes Open' - Darin Grassman

Watercolor on Paper, 2026

"To proclaim something surreal in 2025 is to say almost nothing at all."

- Naomi Klein, Surrealism Against Fascism



Our conversation about the artwork this year began with Larry Gold sharing his recent exposure to an exhibition on surrealism. The Larrys and I talked about the anti-fascist roots of the movement and the imaginative work of artists and writers grappling with a fascist landscape in the 1930s. I agreed that surrealist art is becoming more relatable with every passing day, and I began to look back through the work of surrealists like Suzanne Van Damme, Meret Oppenheim, Claude Cahun, Lee Miller, Paul Klee, Max Ernst, Valentine Hugo, and André Breton.

This lens of relatability struck poignantly when I realized that the game of 'exquisite corpse' was a surrealist exercise in creative reach. This collaborative drawing exchange includes folding paper in thirds, drawing a section of a body, then passing it along to the next person to add more body until a being emerges. This game was developed to tap into spontaneity and possibility. Artists were looking for ways to express an embodied future without the oppressive constraints of authoritarianism, imperialism, patriarchy—actual bodies were a direct representation of limitless, expansive beings.

This generated a sort of daydream image of a protective, watchful presence. A being that observes our daily experiences with the utmost humble and savvy awareness. It drifts alongside us, aware that our human tendencies may be inherently harmful and sees our struggle against self-annihilation. Somehow, the fantasy of this Observer felt like a comfort, like it could lead us toward connection and possibility - maybe even the possibility of renewed human thriving.

Of course, we know that the real tangible work toward thriving (or merely surviving) and any enduring stewardship of the planet and its inhabitants will be carried out by incredible leaders and thinkers like those here at GoldLab Symposium. The people presenting and sharing their work here have been contributing in inspiring ways to our communities and our hope.

From my notebook while painting this piece:
These are totemic guardian monsters. They're protective, elaborate aggregations of mammalian senses and emotion. Fearless and fearful. Vulnerable and stoic. They are witness to the harm inflicted human-to-human; they're angry, rageful, furious. They are feathers fanned open by wind, moved as a shadow on a sundial. They are a fluttering heart of a rabbit, a hungry dog's wet mouth. A stone's lichen cloak in a hushed pine wood, Vernal pools, tidepools, coral safe havens.

Inspiration to Note:

- Worry dolls (muñecas quitapenas), totem poles of the native people of Pacific Northwest Coast, milagros, pilgrim badges, gargoyles
- Naomi Klein's Doppelgänger and Surrealism Against Fascism
- Dreamworld: Surrealism at 100 (from the Exhibition at Philadelphia Art Museum)
- Mysticism, Simon Critchley

About Darin Grassman:

Darin is an artist and bookbinder based in Boulder, CO. Her work is an amalgamation of painting, printing, design, and bookbinding. She holds a BFA in Painting from California College of Arts and Crafts and an MFA in Textile Design from The Royal College of Art.

Website: dgrassman.com

Social Media: @l.a.bookmaker

SYMPOSIUM AGENDA WE WILL DREAM WITH OUR EYES OPEN

DAY 1 : THURSDAY, MAY 14TH

9:00am **Larry Gold & Larry Hunter**
Symposium Welcome

SESSION 1: DREAMING OF DEEP BIOLOGY

Moderator: Tim Harris

- 9:05 – 9:50am **Richard Losick**
Revisiting a Breathtaking Publication in the History of Molecular Biology
- 9:50 – 10:35am **Sean Eddy**
The T4 rII Genes and the History of Molecular Genetics
- 10:35 – 11:05am **BREAK**
- 11:05 – 11:50am **Susan Dutcher**
From Pond Scum to Human Disease: Using Evolution to Understand Ciliary Defects
- 11:50 – 12:35pm **Philippa Marrack**
Mysteries and Surprises of Autoimmunity
- 12:35 – 2:00pm **LUNCH**

SESSION 2: DREAMING OF BETTER FUTURES

Moderator: Krystal Tsosie

- 2:00 – 2:45pm **Courtney Streett**
Indigenous Ecological Knowledge: Recognizing, Revitalizing, and Guiding Us Forward
- 2:45 – 3:30pm **Joseph Yracheta**
Indigenous Led Science & Repositories will Advance Science & be a Hedge Against AI Dystopia
- 3:30 – 4:00pm **BREAK**
- 4:00 – 4:45pm **Susan Monarez**
AI in Biomedical R&D & Healthcare: Breakthrough, Band-Aid, or Existential Risk?
- 4:45 – 5:30pm **Kyle Datta**
Will the "War Not of Our Choosing" be the Catalyst for the Energy Future of our Choice?

DAY 2 : FRIDAY, MAY 15TH

9:00am **Larry Gold & Larry Hunter**
Symposium Welcome

SESSION 3: DREAMING IN BIG IDEAS

Moderator: Tom Cech

- 9:05 – 9:50am **Jack Szostak**
Information at the Dawn of Life
- 9:50 – 10:35am **Michael Rosbash**
What is Interesting about Circadian Rhythms: Biochemistry, Neuroscience and Human Biology
- 10:35 – 11:05am **BREAK**
- 11:05 – 11:50am **Gary Stormo**
Operating System of the Cell: Regulation of Gene Expression
- 11:50 – 12:35pm **Yamuna Krishnan**
Exploring the Insides of the Insides of our Insides
- 12:35 – 2:00pm **LUNCH**

SESSION 4: DREAMING OF THE FUTURE OF MEDICINE

Moderator: Nebojsa Janjic

- 2:00 – 2:45pm **Margaret Mitchell**
Generative AI for Health: Promises and Pitfalls
- 2:45 – 3:30pm **Nima Keivan**
Why Model Design Still Matters in the Age of Scale
- 3:30 – 4:00pm **BREAK**
- 4:00 – 4:45pm **Jody Platt**
Patient Expectations & Experiences of Health AI: Implications for System Change
- 4:45 – 5:30pm **Betsy Larrabee**
Beyond the Breakthrough: What Families Teach Us About the Future of Medicine




WELCOME FROM LARRY GOLD

What a strange time to be writing a welcome for this year's GLS. As Larry Hunter has written in his welcome, this is a moment to be very nervous about what will happen to science in the United States, yet here we are, dancing on the Titanic (or so it seems). Maybe our lesson is to recognize and cherish the spirits of scientists and others, to enjoy our imaginations, while we fear the worst. I remember thinking about those French biologists (many of whom I knew, such as Jacques Monod, who later won a Nobel Prize) who worked on their projects through the days of the Nazi occupation of France while serving at night in the resistance. Is this the fate in store for us in the months and years to come?

I am grateful to our audience for putting aside time to join us for a couple of days. I am grateful to Darin Grassman for writing a beautiful statement about her remarkable art. I also am grateful to our speakers who have put aside the time to present their work and dreams in the safe zone provided today by the BioFrontiers Institute. I have come, almost more than anything, to love safe zones, not just for our children but for ourselves. I cherish childhood, and maybe the title for GLS this year could have been something like "We Will Dream with Our Childish Eyes Open." The word childish is used by adults in different ways: we admire the audaciousness and courage of children, yet we are somewhat turned off by their self-centeredness. I may be a bit odd about children: I think their main job is to be self-centered, and that quality never bothers me. My dream for GLS, this year and in the future, is to continue to discuss strong science with the unfettered honesty and curiosity of children.

Larry Gold



FROM LARRY HUNTER

This has been a sobering year. The American government has been busy dismantling the rule of law and reason, our scientific research enterprise, the structures that protected us from so many foreseeable risks to health and well-being, and so much more. While many struggle to preserve and advance these once-shared values at the national level, new ideas and alternative approaches are becoming more important.

Community, rather than government, is what will sustain us through the hard times to come. One of the things I treasure most about the GoldLab Symposium is the community we have created. All of us, with such collective passion, vision, and commitment to a better world, come together each spring for a few days of learning, thinking, and joy. Seeing you all and experiencing this wonderful time we get to spend together gives me hope for our future in this dark time.

I am particularly grateful for the Indigenous voices that grace our stage. Native American communities have been subject to hundreds of years of governmental oppression, and many have endured with their values and culture largely intact. I am inspired by those examples and am curious to learn the lessons they have generously come to share with us.

Our theme for 2026—we will dream with our eyes open—is an entreaty to be ambitious in our work to understand the world and make it a better place, while attending to the realities around us. In an era where many scientists are being driven from research and where once-vanquished diseases, naked racism, and other scourges are making a surprising comeback, we must strengthen our bonds, take care of each other, and bring the very best we have to offer every day.

It is my wish that our Symposium be inspirational, educational, and fun. I hope it contributes to bringing out the best in each of us and connects us more deeply to each other and the world. Thank you all for your many and diverse contributions to its success.

Larry Hunter





SCHEDULE DAY ONE

SESSION 1: DREAMING OF DEEP BIOLOGY

Moderator: *Tim Harris*

- 9:05 – 9:50am **Richard Losick**
Revisiting a Breathtaking Publication in the History of Molecular Biology
- 9:50 – 10:35am **Sean Eddy**
The T4 rII Genes and the History of Molecular Genetics
- 10:35 – 11:05am **Break**
- 11:05 – 11:50am **Susan Dutcher**
From Pond Scum to Human Disease: Using Evolution to Understand Ciliary Defects
- 11:50 – 12:35pm **Philippa Marrack**
Mysteries and Surprises of Autoimmunity
- 12:35 – 2:00pm **Lunch**



DAY ONE

MODERATOR SESSION ONE



TIM HARRIS, PhD, DSC

Operating Partner, SV Health Investors

Tim Harris started work in the biotech industry almost at the beginning. After his PhD in 1974 at the University of Birmingham in the UK, he began his scientific career cloning animal virus nucleic acids using the new recombinant DNA technologies at the Virus Institute in Pirbright. He was one of the first molecular biologists to join the UK biotech company Celltech (now UCB Pharma) in 1981 and spent nearly five years from 1989 to 1993 at Glaxo Group Research (now GSK) as Director of Biotechnology.

Harris moved to the United States in 1993 to be Executive Vice President of R&D at Sequana Therapeutics which was acquired by Arris Pharmaceutical to form Axys Pharmaceuticals in 1998. Harris founded SGX Pharmaceuticals in 1999 (formerly Structural Genomix), where he helped to build the company as CEO before it was sold to Eli Lilly. He was appointed Chief Technology Officer and Director of the Advanced Technology Program (ATP) at SAIC-Frederick, Inc. (now Leidos) in 2006 before joining Biogen as SVP of Translational Medicine in 2011. He went to the Hematology Biogen spin out- Bioverativ -as head of R&D in March 2017: it was acquired by Sanofi in June of 2018. After a year as a fulltime consultant to Codiak, an exosome company, Harris was EVP and Chief Science Adviser at Repertoire Immune Medicines, a private Flagship Pioneering company working on T cell engineering and antigen decoding from April 2020 to April 2022.

Harris is presently an Operating Partner at the UK venture firm SV Health Investors. In this role he founded Caraway Therapeutics, an autophagy company in 2016 which was sold to Merck in 2023 and Catamaran Bio in 2018 a company that worked on natural killer cells. Harris is on the Board of Directors of PhenoTX in Edinburgh, a company focusing on re-myelination (with a compound ready to go into the clinic) and is a consultant to several fledgling biotechnology companies both in the USA and in the UK.

Harris has published over 110 peer reviewed research papers and reviews. He has recently written a bestselling book on the history of the biotech industry called 'In Pursuit of Unicorns: A Journey through 50 years of Biotechnology', published by Cold Spring Harbor Laboratory Press, an updated version of which (with an additional chapter) became available in paperback from Amazon in March 2026.

RICHARD LOSICK, PhD

Professor Emeritus, Harvard University

ABSTRACT

Revisiting a Breathtaking Publication in the History of Molecular Biology

I will tell the story of how three pioneers of molecular biology made breathtaking insights into the nature of the genetic material based on simple experiments with a bacterial virus (phage) called T4. Using T4, Seymour Benzer brought the genetic material down to the level of nucleotides and defined the gene as a functional unit (cistron). Building on the work of Benzer, Francis Crick, Sydney Brenner and their collaborators deduced that the genetic code is read in units of three bases, is non-overlapping and is read from a fixed starting point. These remarkable insights were made using two genes of phage T4 called *rIIA* and *rIIB* and simple experiments based on whether or not the mutants could form zones of clearing (plaques) on a lawn of bacteria growing on an agar plate. Fast forward a quarter of a century with the invention of DNA sequencing, our host Larry Gold and his research team revisited these classic experiments by sequencing the *rIIA* and *rIIB* mutants. Seen from the lens of these nucleotide sequences, Crick and Brenner were correct in their conclusions but not for the reasons that are widely believed

BIOGRAPHY

Richard Losick is Professor emeritus at Harvard University. He previously held the positions of Maria Moors Cabot Professor, Harvard College Professor and Howard Hughes Medical Institute Professor. He received his A.B. in Chemistry at Princeton University and his Ph.D. from MIT. He was a Junior Fellow of the Harvard Society of Fellows. He is a past Chairman of the Department of Cellular and Developmental Biology and the Department of Molecular and Cellular Biology. He is a member of the National Academy of Sciences, a Fellow of the American Academy of Arts and Sciences, a Member of the American Philosophical Society, a Fellow of the American Association for the Advancement of Science, and a Fellow of the American Academy of Microbiology. He is a recipient of the Camille and Henry Dreyfus Teacher-Scholar Award, the Selman A. Waksman Award of the National Academy of Sciences, the Canada International Gairdner Award, and the Louisa Gross Horwitz Prize for Biology or Biochemistry of Columbia University. Having taught introductory molecular biology for over 50 years, Losick now teaches a course on the History of Molecular Biology.

SEAN EDDY, PhD

Elmore C. Patterson Professor of Molecular & Cellular Biology, Harvard University

ABSTRACT

The T4 *rII* Genes and the History of Molecular Genetics

Key pieces of our understanding of how DNA encodes genes were established in the 1950's and 1960's using elegant genetic experiments on two genes called *rIIA* and *rIIB* in bacterial virus T4. The abstract and powerful logic of these experiments never required knowing what these genes actually do, and the molecular functions of *rIIA* and *rIIB* have remained unknown to this day. In my talk, I will revisit the mystery of the *rII* genes to tell a story of 70 years of progress in biology, computational genomics, and artificial intelligence.

BIOGRAPHY

Sean Eddy is a computational biologist at Harvard University. Before moving to Harvard in 2015, he was a group leader at the Howard Hughes Medical Institute's Janelia Research Campus, and before that, a faculty member in the Genetics department at Washington University in St. Louis. He received a bachelor's degree from Caltech, a Ph.D. from the University of Colorado at Boulder, and did postdoctoral work at NeXagen in Boulder and at the MRC Laboratory of Molecular Biology in Cambridge, UK.

SUSAN DUTCHER, PhD

Professor of Genetics, Washington University School of Medicine

ABSTRACT

From Pond Scum to Human Disease: Using Evolution to Understand Ciliary Defects

Cilia are complex macromolecular machines that are built using long polymers of α - and β -tubulin and come in two forms, motile and non-motile. Motile cilia provide movement for unicellular organisms, and in multi-cellular organisms move surrounding fluids as well as receive and transmit signals from and to the environment and adjacent cells. It is an organelle that is only 250nm by 5000 nm and contain over

1000 different proteins, which means that 5% of the human genome is needed to build a motile cilium. The membrane surrounding the less complex non-motile cilia, which are present on most mammalian cells, contains a variety of receptors and ion channels. Patients with defects in motile cilia exhibit newborn respiratory distress, chronic respiratory infections, and male infertility. About one-half of these patients have their heart, stomach, and spleen on the right instead of the left side of their chest. Defects in non-motile cilia can cause obesity, retinal degeneration, kidney dysfunction, anosmia, and autism.

The last common ancestor of the eukaryotic lineage had cilia, which were lost during the evolution of land plants and many fungi. We used this observation to identify proteins that are present in organisms with motile cilia but missing in a plant. This comparative genomic approach led to the identification of a large number of human disease genes and clues to their functions. To understand how cilia are assembled, we developed methods to use single particle cryo electron microscopy (SPCEM). We can visualize over 250 proteins with near atomic resolution and see many key protein-protein interactions that allows us to begin to understand their function. Variants in over 50 of the 800 genes result in defects in motile cilia in people. Variant in two genes, CCDC39 and CCDC40, are responsible for the disease symptoms in about 25% of patients and their disease outcomes are much worse than in other patients. SPCEM showed us that these two proteins form a 96 nm heterodimer that interacts with 8 ciliary structures. Using airway epithelial cells from patients and from induced pluripotent stem cells, we found that in addition to having immotile cilia due a failure to dock over one hundred proteins, the patient airway is under extreme stress that leads to an altered "recycling center" for the undocked proteins and to altered cell fate. Many of the ciliated cells become mucus-secreting cells that result in mucus plugging of the small airways of the lung. The study of this small organelle that once was thought to be unimportant is providing insights into many diseases and into promoting human health.

BIOGRAPHY

Dr. Susan Dutcher is a Professor of Genetics at Washington University School of Medicine in St. Louis whose research focuses on the genetics and mechanics of cilia. Her lab uses models ranging from single-celled algae to human tissues to identify genes that shape ciliary structure and function, with implications for lung disease and potential therapies. She takes a multidisciplinary approach, combining genomics, proteomics, advanced imaging, and even mechanical engineering to study how cilia work.

Dr. Dutcher has held major leadership roles, including Chair of the Department of Genetics and Director of the McDonnell Genome Institute, where she contributed to major genomics initiatives. She earned her B.A. at Colorado College, her Ph.D. at the University of Washington, and completed postdoctoral work at Rockefeller University.

Her contributions to science have been widely recognized, including election to the National Academy of Sciences and fellowships in several leading scientific organizations.

PHILIPPA MARRACK, PhD

Distinguished Professor, National Jewish Health and University of Colorado

ABSTRACT

Mysteries and Surprises of Autoimmunity

About 100 years ago Paul Erlich used the term Horror Autoxicus to describe the idea that the immune system could attack, via antibodies, foreign materials, but not the content of its host. Although there was evidence that the idea was incorrect, the notion of autoimmunity didn't reach full strength until about the 1950s, with experiments showing that animals, including humans, could produce antibodies against their own tissues. The internet tells us that about 150 such diseases have so far been named. Many genetic variants have been linked to these diseases, most powerfully, alleles of major histocompatibility complex (MHC) proteins. Because we now understand that MHC proteins are involved in T cell biology, notions about autoimmunity include both T and B cell activity. Also, it is now known that the immune system has several ways of preventing autoimmunity, via death of autoreactive T cells in the thymus, modification of autoreactive B cells in the bone marrow, inhibition of activity of autoreactive lymphocytes, and, as recognized by one of this year's Nobel Prizes, the activity of regulatory T cells. Lots of questions remain unanswered. Why is it that only some people become autoimmune? What precisely do autoimmune lymphocytes recognize in their host? Can antigen specific treatments be used to lower the symptoms of or completely prevent autoimmunity? Why are women more likely to become autoimmune than men? Some of these questions will be discussed.

BIOGRAPHY

I was raised in the United Kingdom and Malta GC. After boarding school I went to New Hall college Cambridge University and there took a degree in Biochemistry. I got my Ph.D. with Dr. Alan Munro at the Molecular Biology Laboratories, 4 miles south of the City of Cambridge. In 1969 I married Tony Hunter and, in 1971, we came together to the University of California, San Diego (me) and the Salk Institute (Hunter). In 1973 I got divorced and moved to the University of Rochester with John Kappler, whom I later married. I had two children and simultaneously moved up the academic ranks to the status of Associate Professor, running a lab then and until recently with my husband. In 1979 John Kappler and I moved to what are now called National Jewish Health and the University of Colorado where I continued to move up the ranks ending up as a Distinguished Professor and Chair of the Department of Immunology and Genomic Medicine at National Jewish Health. Now I am more or less retired. With my husband I have been awarded a number of prizes including the Royal Society Wellcome Foundation Prize, the Louisa Gross Horwitz Prize, the Paul Ehrlich and Ludwig Darmstadter Prize, the L'Oreal Unesco prize for Women and the Wolf Prize. I have been elected to the membership of the National Academy of Sciences, the National Academy of Medicine, the Royal Society, the Society for Medical Sciences (UK) and the American Academy of Arts and Sciences. I have trained more than 10 Ph.D. students and more than 40 postdoctoral fellows. Almost all of these now hold positions as scientists in academic or biotechnological institutions. I feel myself to have been extraordinarily lucky to have had supportive colleagues and a wonderful life.



SCHEDULE DAY ONE

SESSION 2: DREAMING OF BETTER FUTURES

Moderator: *Krystal Tsosie*

- 2:00 – 2:45pm **Courtney Streett**
Indigenous Ecological Knowledge: Recognizing, Revitalizing, and Guiding Us Forward
- 2:45 – 3:30pm **Joseph Yracheta**
Indigenous Led Science & Repositories Will Advance Science & be a Hedge Against AI Dystopia
- 3:30 – 4:00pm **Break**
- 4:00 – 4:45pm **Susan Monarez**
AI in Biomedical R&D & Healthcare: Breakthrough, Band-Aid, or Existential Risk?
- 4:45 – 5:30pm **Kyle Datta**
Will the “War Not of Our Choosing” be the Catalyst for the Energy Future of our Choice?



DAY ONE

MODERATOR SESSION TWO



KRYSTAL TOSOSIE, PhD, MPH, MA
Indigenous Geneticist-Bioethicist & Assistant Professor, School of Life Sciences at Arizona State University

A member of the Navajo Nation, she cofounded the Native BioData Consortium. Today, Tsosie leads the Tsosie Lab for Indigenous Genomic Data Equity and Justice at ASU. One lab project involves working with Tribal partners in the Phoenix area to create a multiethnic cohort for genomic and nongenomic data. The data, which will include social, structural, cultural and traditional factors, could provide a more complex picture of health disparities and what causes them, as well as a more nuanced understanding of Indigenous identity and health.

COURTNEY STRETT

President/Executive Director, Native Roots Farm Foundation

ABSTRACT

Indigenous Ecological Knowledge: Recognizing, Revitalizing, and Guiding Us Forward

The East Coast Seedkeepers, made up of members of the Nanticoke and Lumbee communities, will discuss how they are exercising their sovereignty, revitalizing Indigenous peoples' relationships with plant ancestors, and strengthening community food systems. The team envisions a regenerative food system where ancestral seeds support environmental resilience, strengthen local economies, and empower Indigenous people and communities. Their interdisciplinary work encompasses horticulture, oral history, archival research, community conversations, and genetic analysis.

BIOGRAPHY

Courtney Strett (Nanticoke Indian Tribe) co-founded Native Roots Farm Foundation (NRFF) and uses her knowledge of Indigenous communities, horticulture, and visual storytelling to lead the organization. Prior to NRFF, Strett was a television news producer at CBS News and Business Insider. She received an MS from Columbia University's Graduate School of Journalism and wrote her thesis on the local food movement. She earned a BA in Environmental Studies and a BA in Africana Studies from Wellesley College. She focused her undergraduate studies on environmental justice and conducted research in Wellesley's greenhouses on plant responses to organic and conventional growing methods.

Strett is part of the East Coast Seedkeepers. The team is led by members of the Nanticoke and Lumbee communities who are braiding together methodologies including oral history, archival research, community conversations and involvement, and genetic analysis to reclaim and recultivate human/plant relationships with ancestral seeds -- particularly The Three Sisters (Corn, Beans, and Squash). The East Coast Seedkeepers received an MIT Solve Indigenous Fellowship in September 2025.

JOSEPH YRACHETA

Amerindigenous Scientist at the Native BioData Consortium

ABSTRACT

Indigenous Led Science and Repositories Will Advance Science and Be a Hedge Against AI Dystopia

NativeBio is a global leader in creating safe data sharing tools for our multipolar future. The jostling for position in an ever competitive data and artificial intelligence market has the potential to become culturally, economically and physically violent. In this competition and race to elucidate or make practical new resources, Indigenous spaces and knowledge are now and long been low hanging fruit for tech startups. Very few, if any, systems protect or regulate data from powerless or impoverished populations. The United Nations has made some attempts but it's long been compromised by Western thinking. Therefore, Indigenous Knowledge and/or data, once collected is used in any way the UN and its members choose to use it and interpret it without any Indigenous involvement. The principles of an Ethical Protocol for the Protection and Use of Traditional Indigenous Knowledge include Ownership by the Peoples it comes from; Control over how it is used; Accessibility by those who shared it; and a recognition that it belongs to the Peoples who shared it as delineated in the CARE principles. This talk will demonstrate how CARE, Federated Data sharing and other mechanisms can make things equitable for underprivileged populations but also an increasingly competitive and violent world.

BIOGRAPHY

Joseph M. Yracheta is an Amerindigenous Scientist (P'urhepecha y Raramuri from Mexico) at the Native BioData Consortium, the first non-profit sample and data "safe-harbor" storage facility, which exists within the Cheyenne River Lakota Nation (Sioux) of South Dakota. Mr. Yracheta has been a scientist since 1990 where he started as a bench biotechnician and worked across many biomedical disciplines. In 2014 he graduated from the UW-Seattle with a master's of Pharmaceutics and Bioethics under Drs. Ken Thummel and Wylie Burke. He is currently finishing a Dr.P.H. in Environmental Health and Engineering from Johns-Hopkins under Drs. Ana Navas-Acien and Paul Locke. Mr. Yracheta is passionately working to achieve Indigenous Data Sovereignty.

With over 60 scientific and humanities publications, 100s of speaking engagements, and multiple worldwide indigenous partnerships, Mr. Yracheta believes that ALL data and resources must be seen as unforeseen futures, where their value and governance must and will constantly change. He feels this data must be secured for Indigenous economic and cultural sustainability. This extension of Indigenous primacy and revitalization of sovereignty is the epitome and manifestation of "survivance" that Dr. Gerald Vizenor, Anishinaabe writer and critical semiotics theorist, envisioned for Indigenous resiliency and futures (https://books.google.com/books/about/Manifest_Manners.html?id=ey7-xcwHbQC).

SUSAN MONAREZ, PhD

Founder & CEO of Heartland Global Strategies



ABSTRACT

AI in Biomedical R&D and Healthcare: Breakthrough, Band-Aid, or Existential Risk?

Artificial intelligence has the potential to reshape the biomedical and health ecosystem, from drug discovery and translational research to public health analytics and clinical care delivery. In this discussion, Dr. Monarez examines the expanding role of artificial intelligence across healthcare and the life sciences through three complementary lenses: breakthrough, band-aid, and existential risk.

Dr. Monarez will explore areas where AI is enabling meaningful advances in biomedical R&D and clinical practice, including large-scale analysis of biological data, new approaches to therapeutic discovery, and decision support tools that augment human expertise. She will also consider how AI may be functioning as a band-aid within the life sciences R&D pipeline and within existing healthcare systems, masking underlying erosion of capabilities and creating a false sense of improvement.

Finally, Dr. Monarez examines longer-term systemic risks associated with the widespread adoption of AI in biomedical R&D and health systems, including algorithmic bias, opaque decision processes, data governance challenges, and the growing concentration of digital infrastructure and analytic capabilities within a small number of technology platforms.

By examining AI across the continuum from research to real-world health systems, Dr. Monarez aims to provide a balanced framework for evaluating both the transformative potential and the societal risks of algorithmic technologies in medicine and the life sciences.

BIOGRAPHY

Susan Collier Monarez, Ph.D., is Founder and CEO of Heartland Global Strategies, where she advises governments, academic institutions, and technology innovators on translating emerging science, including artificial intelligence and advanced analytics, into stronger health systems and improved global health outcomes. A scientist and senior leader in biomedical innovation, she has spent more than three decades advancing science, technology, and health policy across government and international partnerships.

Dr. Monarez most recently served as the first Senate Confirmed Director of the Centers for Disease Control and Prevention and previously as Deputy Director of the Advanced Research Projects Agency for Health (ARPA-H), where she helped launch a national research initiative designed to accelerate transformative biomedical technologies. Earlier in her career, she served as a biomedical and emerging technology advisor at the White House on both the National Security Council and the Office of Science and Technology Policy. Dr. Monarez has also advised U.S. and international institutions including the National Academy of Medicine, the World Health Organization, the European Commission, and the Organisation for Economic Co-operation and Development on emerging biomedical technologies and research governance. She is a TIME100 and Nature 10 honoree.

KYLE DATTA

Executive Director, Pacific Region for the Energy & Infrastructure Team at Teneo



ABSTRACT

Will the “War Not of our Choosing” be the Catalyst for the Energy Future of our Choice?

The realities of how Asian and certain EU countries are addressing the energy trilemma of climate change/adaptation, energy security and economic growth/affordability may not only prove to be resilient, but also may be permanently reshaping geopolitics. War driven volatility has accelerated energy security driven adoption of the energy transition, often in unexpected ways that runs counter to the conventional narrative. We will also explore alternative strategies to powering the AI revolution, and more broadly electrification of heat and mobility. The implications to technology, democracy, and the U.S.’s current path are profound.

BIOGRAPHY

Kyle Datta is Executive Director, Pacific Region for the Energy & Infrastructure team at Teneo. Kyle advises senior executives on navigating the trilemma challenges of balancing energy security, affordability and the clean energy transition. Kyle’s long and distinguished career in the energy sector includes Managing Partner of Booz Allen & Hamilton’s Asia Energy Practice and U.S. Utilities Practice, Principal at Roland Berger, Managing Director of Rocky Mountain Institute, CEO of U.S. Biodiesel Group, and founder and General Partner of the Pierre Omidyar’s Ulupono Initiative investment firm.



DAY TWO

MODERATOR SESSION THREE

SCHEDULE DAY TWO

SESSION 3 : DREAMING IN BIG IDEAS

Moderator: Tom Cech

- 9:05 – 9:50 AM **Jack Szostak**
Information at the Dawn of Life
- 9:50– 10:35 AM **Michael Rosbash**
What is Interesting about Circadian Rhythms: Biochemistry, Neuroscience and Human Biology
- 10:35 – 11:05 AM **Break**
- 11:05 – 11:50 AM **Gary Stormo**
Operating System of the Cell: Regulation of Gene Expression
- 11:50 – 12:35 PM **Yamuna Krishnan**
Exploring the Insides of the Insides of our Insides
- 12:35 – 2:00 PM **Lunch**



TOM CECH, PhD

Distinguished Professor, University of Colorado Boulder; Director, University of Colorado BioFrontiers Institute; Investigator, Howard Hughes Medical Institute

After his Ph.D. in chemistry from the University of California, Berkeley and postdoctoral research at the Massachusetts Institute of Technology, Dr. Cech joined the faculty of the University of Colorado Boulder in 1978. In 1982 Dr. Cech and his research group announced that an RNA molecule from *Tetrahymena*, a single-celled pond organism, cut and rejoined chemical bonds in the complete absence of proteins. This discovery of self-splicing RNA provided the first exception to the long-held belief that biological reactions are always catalyzed by proteins. In addition, it has been heralded as providing a new, plausible scenario for the origin of life; because RNA can be both an information-carrying molecule and a catalyst, perhaps the first self-reproducing system consisted of RNA alone. He wrote "The Catalyst" (W. W. Norton, 2024) to engage the general public in the wonders of RNA science.

Dr. Cech became a Howard Hughes Medical Institute investigator in 1988 and Distinguished Professor of Chemistry and Biochemistry in 1990. From 2000-2009, he served as president of the Howard Hughes Medical Institute, the largest private biomedical research organization in the U.S.A. He then returned to full-time research and teaching at the University of Colorado Boulder, also serving as the founding director of the university's BioFrontiers Institute. Dr. Cech's work has been recognized by many national and international awards and prizes, including the Heineken Prize of the Royal Netherlands Academy of Sciences (1988), the Albert Lasker Basic Medical Research Award (1988), the Nobel Prize in Chemistry (1989), and the National Medal of Science (1995). Dr. Cech has been elected to the U.S. National Academy of Sciences (1987) and National Academy of Medicine (2000) and is a lifetime professor of the American Cancer Society.

JACK W. SZOSTAK, PhD

University Professor & Professor of Chemistry, University of Chicago and Investigator of the Howard Hughes Medical Institute

ABSTRACT

Information at the Dawn of Life

An organism's genome encodes information about how to live in the world. This means information about the internal world, the organism itself, its structure, metabolism and its replication, but also information about the external world, how to sense and respond to it. The information that is coded in the genome is learned over evolutionary time as replication errors result in a random walk through sequence space, ruthlessly trimmed by natural selection. But how do you get a genome in the first place? How do you go from nothing to even a rudimentary genome? How might that primordial genome replicate before it had learned to encode any replication machinery? What barriers had to be overcome before the genome could begin to accumulate information, to learn and encode all of biochemistry? These are some of the issues that I will discuss.

BIOGRAPHY

Dr. Szostak is a University Professor and Professor of Chemistry at the University of Chicago, and an Investigator of the Howard Hughes Medical Institute. Dr. Szostak's early research on telomere structure and function and the role of telomere maintenance in preventing cellular senescence was recognized by the 2006 Albert Lasker Basic Medical Research Award and the 2009 Nobel Prize in Physiology or Medicine. In the 1990s Dr. Szostak and his colleagues developed in vitro selection as a tool for the isolation of functional RNA, DNA and protein molecules from large pools of random sequences. Dr. Szostak's current research interests are in the laboratory synthesis of self-replicating systems and the origins of life.

MICHAEL ROSBASH, PhD

Professor of Biology and the Peter Gruber Professor of Neuroscience, Brandeis University

ABSTRACT

What is Interesting about Circadian Rhythms: Biochemistry, Neuroscience and Human Biology

The last 40 years has seen a sea change in the field of circadian rhythms. This 24-hour timing system (circadian = circa dia = about a day) has gone from a mystical, barely credible phenomenon to a real scientific enterprise. The contemporary molecular era was preceded by a foundational genetic study in *Drosophila* (fruit flies) published in 1971 by Konopka and Benzer; this organism has been a pioneering genetic system for more than 100 years. My colleagues and I then discovered in the 80s and 90s the mechanism that underlies circadian timing in flies, and it turned out that these genes and mechanisms are conserved in all animals. To our surprise, this circadian system governs a large fraction of all gene expression, once again extending from fruit flies to humans, which explains why so much animal physiology (biochemistry, metabolism, endocrinology, behavior, sleep, etc.) is under temporal control. Yet there are interesting features of the system that remain unexplained. One is its striking temperature-insensitivity, which I will explain. This is an unusual and challenging biochemical problem. Another is the special role that the brain and neuroscience plays in circadian timing. There are very specific brain regions that have high concentrations of the circadian machinery and are critical to regulate sleep and wake behavior as well as other functions. There are only about 200 of these clock neurons in the adult fly brain; it has about 70,000 total neurons. Although a major interest of my lab, these clock neurons present a challenge; many molecular methods of interest are biochemical and therefore difficult to apply to such small numbers of neurons. Lastly, the broad reach of circadian biology indicates that it will continue to be important to many aspects of human well-being and will become increasingly relevant as more knowledge accumulates. I will hopefully have time to discuss some of these contemporary and future applications to medicine.

BIOGRAPHY

Dr. Rosbash is a Professor of Biology and the Peter Gruber Professor of Neuroscience at Brandeis University. He is also an Investigator of the Howard Hughes Medical Institute. He has made fundamental contributions to our understanding of the post-transcriptional regulation of gene expression, especially RNA metabolism in yeast. However, he is best known for his work in *Drosophila* that illuminated our current understanding of the molecular mechanisms that underlie circadian rhythms, the intrinsic clock that controls the cyclic behaviors of all animals.

Dr. Rosbash and his Brandeis colleague Jeff Hall as well as Mike Young of the Rockefeller University have received numerous awards for their circadian work including the 2017 Nobel Prize in Physiology or Medicine. They most recently received the Peter Farrell Prize in Sleep Medicine (2018) from the Harvard Medical School. They previously received the Shaw Prize in Life Science and Medicine (2013), the Wiley Prize in Biomedical Sciences (2013), the Massry Prize (2012), the Canada Gairdner International Award (2012), the Louisa Gross Horwitz Prize for Outstanding Basic Research (2011), and the Peter and Patricia Gruber Foundation Neuroscience Prize (2009). Rosbash also received the Caltech Distinguished Alumni Award (2001), and he is a Member of the National Academy of Sciences, a Fellow of the American Association for the Advancement of Sciences, and a Fellow of the American Academy of Arts and Sciences. Dr. Rosbash has been awarded Honorary Doctor of Science degrees from University of Buenos Aires (2018) and from the University of Edinburgh (2019).

GARY STORMO, PhD

Joseph Erlanger Professor Emeritus, Genetics Department, Washington University School of Medicine



ABSTRACT

Operating System of the Cell: Regulation of Gene Expression

The proper functioning of any cell depends on the regulated expression of its genes. In unicellular organisms, like bacteria and yeast, gene expression is dependent on the cellular environment. In multicellular organisms, like humans, each different cell type expresses the genes required for its specialized functions. One mechanism of gene regulation involves transcription factors, proteins that bind DNA and can either turn on or turn off the synthesis of mRNA for specific genes. The focus of most of my career has been the study of transcription factor specificity, how they recognize specific sequences to alter gene expression. This talk will cover some of the history of that work and some examples of current applications of the specificity models. Gene can also be regulated post-transcriptionally, by controlling translation, or splicing or degradation. I've been particularly interested in post-transcriptional autoregulation, where proteins directly control the level of their own expression, and some examples will be presented.

BIOGRAPHY

Gary Stormo is the Joseph Erlanger Professor Emeritus in the Department of Genetics at the Washington University School of Medicine. He earned a bachelor's degree at Caltech and a PhD in Molecular, Cellular and Developmental Biology in 1981 from the University of Colorado in Boulder under the mentorship of Larry Gold. He remained in the Gold lab for a postdoc and then joined the faculty in MCDB. His research has focused on the regulation of gene expression using a combination of experimental and computational methods. He is a pioneer in the development and application of computer programs for analyzing DNA sequences to infer functions. In 1999 he moved to Washington University School of Medicine where he played a pivotal role in the creation of the graduate program in Computational and Systems Biology, one of the earliest such programs in the country. He was a founding Editor-in-Chief of the journal Bioinformatics and is an elected Fellow of the American Medical Informatics Association, the American Association for the Advancement of Science and International Society for Computational Biology. He is the recipient of the Carl and Gerty Cori Faculty Achievement Award.

YAMUNA KRISHNAN, PhD

Louis Block Professor of Chemistry, University of Chicago



ABSTRACT

Exploring the Insides of the Insides of our Insides

Currently, the largest number of FDA approved drugs work by manipulating the activity of ion channels at the plasma membrane. But the plasma membrane comprises 2–3% of the total cellular membrane, the remaining 98% is present in organelles, and the latter harbor hundreds of transmembrane proteins that can potentially transport ions. Organelles perform specific biochemistries within their lumens. This biochemistry is enabled by a specialized ionic microenvironment that is likely sculpted by organelle resident channels and transporters. However, the precise ion levels were unknown until we developed a technology to measure organellar ions in live cells. We recently discovered that many organelles harbor membrane potential, indicating that vigorous ion transport occurs across organelle membranes. This means that many transmembrane organellar proteins that are risk genes for cardiovascular, neurodegenerative and immune diseases, that could potentially transport ions are yet to be identified as such and characterized. Their discovery and study in native organelles was intractable until we developed our technology to measure ions in organelles. By creating the means to study organellar ion transporting proteins in situ, a vast and unexplored landscape for biology and medicine is now accessible.

BIOGRAPHY

Yamuna Krishnan obtained her PhD from the Indian Institute of Science in Bangalore where she studied the self-assembly of lipids. Thereafter she worked with Shankar Balasubramanian at the University of Cambridge, as an 1851 Research Fellowship, studying four-stranded DNA structures called quadruplexes. In 2005, she started her independent group at the National Centre for Biological Sciences (NCBS) in Bangalore, India, where she developed the prototype DNA nanodevice to measure ions in organelles. In 2014, she was parachuted into the University of Chicago at the Department of Chemistry, where her lab fully developed the technology, revealing new insights into how cells functioned with every new ion they imaged in cells. Her lab's work has been recognised with the Bhatnagar award for Chemical Sciences, the Infosys Prize for Physical Sciences, the Sun Pharma Award for Basic Medical Science, the Ono Pharma Breakthrough Science and the NIH Director's Pioneer Award.



SCHEDULE DAY TWO

SESSION 4 : DREAMING OF THE FUTURE OF MEDICINE

Moderator: *Nebojsa Janjic*

- 2:00 – 2:45 PM **Margaret Mitchell**
Generative AI for Health: Promises and Pitfalls
- 2:45 – 3:30 PM **Nima Keivan**
Why Model Design Still Matters in the Age of Scale
- 3:30 – 4:00 PM **Break**
- 4:00 – 4:45 PM **Jody Platt**
Patient Expectations & Experiences of Health AI: Implications for System Change
- 4:45 – 5:30 PM **Betsy Larrabee**
Beyond the Breakthrough: What Families Teach Us About the Future of Medicine



DAY TWO

MODERATOR SESSION FOUR



NEBOJSA JANJIC, PhD

Co-Founder, CEO and President, Crestone, Inc.

Nebojsa Janjic, Ph.D., is a co-founder, CEO and President of Crestone, Inc. Dr. Janjic has been involved with Boulder-based biotechnology companies throughout his professional career, beginning with NeXagen/NeXstar, the original aptamer company he joined at its inception in 1992 where he was responsible for creating a pipeline of drug candidates, which now include two FDA-approved aptamer-based drugs. His contributions included the discovery, preclinical development and early clinical development of Macugen, a first-in-class treatment for wet macular degeneration. Macugen, which received FDA approval in 2004, was named Innovative Pharmaceutical Product of the Year in 2005 and recognized by Nature Reviews Drug Discovery in 2013 as one of the most transformative drug classes of the prior 25 years.

After NeXstar merged with Gilead, Dr. Janjic co-founded Replidyne in 2000, a company focused on discovery and development of small-molecule antibacterial agents with novel mechanism of action. Initially a discovery-stage company, Replidyne built a pipeline of drug candidates across all stages of pre-clinical and clinical development through a combination of internal R&D and licensing. After Replidyne merged in 2008 with a Minnesota-based medical device company uninterested in pharmaceuticals, he co-founded Crestone in 2009 to continue the development of antibacterial programs. Concurrently with the founding of Crestone, he joined SomaLogic, a company focused on proteomics, aptamer-based life sciences products and drug candidates, where he served as CSO through 2024.

Dr. Janjic received his B.S. degree in Molecular Biology and Ph.D. in Physical Organic Chemistry from the University of Washington in Seattle and completed his postdoctoral training at the Scripps Research Institute in La Jolla as a Cancer Research Institute Fellow.




MARGARET MITCHELL, PhD

Computer Scientist and Chief Ethics Scientist, Hugging Face

ABSTRACT

Generative AI for Health: Promises and Pitfalls



Public discourse has been dominated by sweeping proclamations about AI's transformative benefits, yet has confused the many different things that the term "AI" refers to. While attention has been focused on flashy generated videos and chatbots, there has been quiet, steady progress on a different kind of AI: The AI that can detect tumors, flag cardiac arrhythmias, monitor vaccine spoilage, and optimize medicine storage. This type of AI -- predictive, rather than generative -- enables faster, predictable, more accurate care throughout the world.

In this talk, I will explore how different types of AI deliver value in healthcare, where AI hype misses critical nuances, and where misunderstanding AI's capabilities and effects has already caused harm. Drawing on examples from medical imaging, clinical decision support, and patient-facing tools, this talk will offer a clear-eyed framework for evaluating AI health technologies, moving from the narrative that we must use AI or be left behind to the question of "what kind of AI is this, and what can it actually do?"

BIOGRAPHY

Dr. Margaret Mitchell is a computer scientist and Chief Ethics Scientist at Hugging Face, with over two decades of research at the intersection of artificial intelligence, ethics, and clinical technology. She holds a Ph.D. in Computer Science from the University of Aberdeen and a Master's in Computational Linguistics from the University of Washington.

Her clinical and health AI work spans assistive technology and medical language processing. From 2005 to 2012, she worked at Oregon Health & Science University, applying natural language processing to detect neurological disorders and developing augmentative communication tools for non-verbal individuals. In 2014, she co-founded the annual Computational Linguistics and Clinical Psychology workshops and spearheaded projects to assist clinicians in mental health diagnoses.

She later led development of Seeing AI at Microsoft, a pioneering computer vision application that describes the visual world for blind and low-vision users, recognised with an award from the American Foundation for the Blind.

Dr. Mitchell has published over 100 papers on natural language generation, computer vision, assistive technology, and AI ethics, and holds multiple patents in AI development. She is widely known for pioneering Model Cards, a now widely-adopted framework for transparent AI reporting, and for her work mitigating unwanted AI biases.


She previously founded and co-led Google's Ethical AI group and has been recognised by TIME as one of the most influential people in the world.

NIMA KEIVAN, PhD

CEO at durable.ai

ABSTRACT

Why Model Design Still Matters in the Age of Scale



Modern frontier LLMs are descendants of a single model architecture: the Transformer, first published in 2017. Transformers are data hungry. A state of the art LLM today is trained on text that would take an average reader on the order of 100,000 years to read. Internet data, digitized books, and more recently, expert annotation marketplaces have enabled this scale of training data. But in many fields, including the life sciences, data is scarce. Scarcer still is interventional data, from which models learn causation more readily. In a world racing to scale the same architecture with more compute and data, what worked when scale was not an option? And what role did model architecture play in the answer?

BIOGRAPHY

Nima is co-founder and CEO at durable.ai, a startup developing an AI agent to automate the full software development lifecycle for non-technical enterprise users, from problem statement to production, maintenance, and modification. Before Durable, he was co-founder and CTO of Canvas Technology, a Boulder CO based startup developing vision-based autonomous mobile robots for manufacturing and logistics, acquired by Amazon. Post-acquisition, Nima was a venture partner at Xplorer Capital, helping the team source and assess early-stage startup deals in deep tech, AI, and sustainability. He holds a Ph.D. from the University of Colorado Boulder, where his research focus was visual perception and control for agile autonomous vehicles.

JODY PLATT, PhD, MPH

Associate Professor, Department of Learning Health Sciences, University of Michigan

ABSTRACT

Patient Expectations and Experiences of Health AI: Implications for System Change

AI is fundamentally changing healthcare delivery, yet we hear little about the patient experience amidst the transformation or examine how the promise of AI meets patient expectations. This presentation will describe patient expectations and experiences with Health AI, focusing on the specific case of Ambient Scribe technology.

Integrating quantitative data from patient surveys with qualitative insights from physician interviews, we will explore how AI tools influence communication dynamics, perceived trust, and care quality. The findings will be considered in a broader framework for risk assessment and ethical and equitable systemic change.

BIOGRAPHY

Jody Platt, Ph.D., M.P.H. is an Associate Professor in the Department of Learning Health Sciences at the University of Michigan, where she examines how data and information technology can be used responsibly to improve health while sustaining public trust. Trained in medical sociology and health policy, Dr. Platt studies the ethical, social, and policy questions that arise as health systems become more data-driven and powered by artificial intelligence. Her work focuses on how patients, communities, and healthcare organizations think about and experience data use in health and medicine, with the aim of informing real-world decision-making. From 2021 to 2024, Dr. Platt served as the inaugural Senior Scholar in Residence with AcademyHealth and the ABIM Foundation. Dr. Platt received her Ph.D. and M.P.H. from the University of Michigan School of Public Health.

BETSY LARRABEE

Founder of The Heavy Wait, Patient Advocate and Speaker

ABSTRACT

Beyond the Breakthrough: What Families Teach Us About the Future of Medicine

Breakthrough therapies dominate conversations about cancer medicine. Progress is often measured in trials, innovation, and outcomes. For families living inside illness, however, the story looks much different. Treatment unfolds across hospital hallways, kitchen tables, and long stretches of uncertainty that no protocol prepares you for.

Betsy Larrabee draws on seven years of writing about her family's experience with pediatric leukemia, relapse, and clinical trial medicine. Speaking from the intersection of grief and gratitude, her work explores how a person's relationship to medicine is shaped long before a diagnosis or a clinical trial. Family histories, moments of loss, encounters with medical language, and experiences of care all accumulate to form the lens through which patients and families understand health, safety, and participation in medicine.

At a moment when cell and gene therapies promise unprecedented breakthroughs, the future of medicine will depend not only on scientific progress, but on recognizing the lived experiences that shape how patients and families encounter medical innovation in the first place.

BIOGRAPHY

Betsy Larrabee is a writer, speaker, and patient advocate whose work explores pediatric cancer, emerging cell and gene therapies, and the lived experience of families navigating complex medical systems. After her son's diagnosis with acute lymphoblastic leukemia at age six, and a relapse two years later, he participated in two CAR-T clinical trials at the Children's Hospital of Philadelphia. What began as a child's illness became a defining structure of family life, shaped by years of travel between Colorado and Philadelphia for treatment and trial care. In pediatric cancer, the illness belongs to one child, but the experience belongs to the whole family.

Writing at the intersection of gratitude and lament, Betsy shares the real story of navigating pediatric cancer, where the horrors persist but so does hope. On this side of survival, she is committed to bringing the lived experience of pediatric cancer families into conversations shaping the future of cell and gene therapy, advocating for patient-centered trial design and a more democratized model of care.

Today, Betsy writes and connects with parents navigating pediatric cancer while also speaking with researchers, clinicians, and industry leaders across the cell and gene therapy field. Her work centers on what scientific progress requires from the families asked to carry it, and how the future of innovation depends on designing systems worthy of patients' trust.

DONORS

We'd like to thank all the generous sponsors and donors over the past 15 years. We are grateful for your support.

Ramesh Akkina	Matt Goodhart	Michelle Ramsahoye
Muriah Allen	Anne Gooding	Alister Reynolds
Brian Baker	Mark Grassman	Mary Reynolds
Elizabeth Beardsley	Joost Groot	Michael Ritter
Ben Binder	Delia Harr	John Robson
Renee Brant	Tom Hast	Thomas Russell
Peter Braun	Robert Hastings	Nicholas Sarlis
Lindsey Broadwell	Jay Hesselberth	Alexander Scalia
Chris Byrne	Ted Hibbs	Ted Scambos
Gil Campbell	Brian Hicke	Irene Schauer
Rob Cifelli	Ross Hoffman	Jeff Schreier
A J Cohen	Mary Hogan	Seth Sheiner
David R Coleman	Misa Ihara	Jennifer Shopland
Isaac Davenport	Scott Lett	Chris Sigurdson
Carolyn Decker	Jim Linfield	Andrew Slatter
Tony DiRenzo	Mark Lupa	Stuart Tobet
Dan Drolet	Sean Lynch	Sylvia Tooley
Robert Duke	Tony Marion	Michael Tooley
Leeland Ekstrom	James Matson	Kimberly Van Auken
Garth Englund	Daniel McDonald	Lex Van der Ploeg
Douglas Ertz	Richard McIntosh	Jana Watson-Capps
John Fleagle	Jim McSwiggen	Daniel Weaver
Catherine Fowler	Kristin Moore	Jack Wheeler
Christian & Brittite Garabige	Patricia Olson	Elisa Willadsen
Jillian Gibson	Jonas Pologe	Joel Wommack

DEDICATION

We have often dedicated the Symposium to friends who have died. This year, we were so touched by two stories of people we did not know, we decided to dedicate the 2026 Symposium to them.

Tatiana Schlossberg told her story, *A Further Shore*, in the December 8th New Yorker. She lived and died with her own wonderful spirit intact, and at the same time she reminded us of the spirit with which GLS was conceived and continues. She was the daughter of Caroline Kennedy and granddaughter of President Jack Kennedy and his extraordinary widow Jackie.

Tatiana knew she was dying, and she wrote as brave and beautiful an article as could ever be written. She was just 35 years old, had just given birth to her second child, and she loved her husband George and their two kids. She understood deeply the role of bioscience research in the United States, and she knew that her cousin, RFK Junior, was harming that research effort in every imaginable way. Her own disease trajectory was improved by oncology research. In her article she says about her cousin that he was "mostly an embarrassment to me and the rest of my immediate family" and that "I watched from my hospital bed as Bobby, in the face of logic and common sense, was confirmed for the position, despite never having worked in medicine, public health, or the government."

Her article talks about how healthcare and research are important. The world has been blessed by the incredible efforts of the

NIH, the NSF, the Howard Hughes Medical Institute, the biotech and pharmaceutical industries, the FDA, the CDC, and the patients who enroll in clinical trials to help medical interventions get stronger every year.

The poet Andrea Gibson (who used they/ them pronouns) also died of cancer at a young age, and their brave, honest voice made beautiful what we usually experience as tragic. They invited a documentary filmmaker into their life and death, and the resulting movie, *Come See Me in the Good Light*, is breathtaking. Andrea lived in Boulder and was the Poet Laureate of Colorado. Their poetry is so moving in part by being so simple and accessible. The breadth and depth of their love—of self, of life, and of Meg, their partner—is transformative to witness. They were able to find joy, even in the face of pain and death. In their words, "Happiness is easier to find when we realize we do not have forever to find it." The end of their poem *Tincture* is a profound statement of the wonder of being alive, as seen through the perspective of the inanimate:

Nothing in space can imagine it. No comet, no nebula, no ray of light can fathom the landscape of awe, the heat of shame. The fingertips pulling the first gray hair and throwing it away. I can't imagine it, the stars say. Tell us again about goosebumps. Tell us again about pain.

Andrea and Tatiana were deeply inspiring to us, and we hope to you as well.



SAVE THE DATE
**18TH ANNUAL
GOLDLAB
SYMPOSIUM**
May 13-14, 2027

THANK YOU
FOR ATTENDING





GoldLab

SYMPOSIUM

CONTACT

www.goldlabfoundation.org

GET SOCIAL

-  GoldLab Symposium
-  @goldlabcolorado
-  GoldLab Foundation
-  #GLS2026